


# TOP WING PHOTOS



Glue spar pieces together support straight




Use support clamps the total length of spar




Splice, glue and clamp spars together




Keep spars flat and straight at splice joint




Slide ribs onto spars and into position



Square ribs to spars, glue in position




Top wing ribs glued into position



Glue leading edge and rib noses to wing




Add trailing edge and stringer to ribs



Add plywood doublers over spar splices



Install trailing edge #50 , tape over ribs, sand trailing edge to shape




Mount and drill cabane supports



Tape rib noses, sand leading edge to shape



Locate steel interplane fitting #300



Drill 1/8 inch holes for fitting screws