


# AILERON PHOTOS




Glue G10-FR4 pieces together




Sand and file to shape




Laminate ribs together



Laminate trailing edge together




Test fit pieces together



Aluminum tip goes into trailing edge notch



Position hinges, collars, ribs and trailing edge




Glue aileron ribs, trailing edge




Align and glue control horn in place



Glue bamboo support #130 in place




Align and glue aluminum aileron tip #66



Flatten, shape brass #235 extension





Add brass #235 and balsa rib #132



Aileron is ready for covering