


# RUDDER PHOTOS



Rib parts ready to be glued together



Laminated outline parts ready for glue




Laminate parts taped in place




Control horn pieces




Hinges, control horn on rudder post



Laminated outline in place



Notched outline for rudder rib




Rudder parts assembled in place



Rudder rib joined in place



Brass tube in position



Control Horn sanded and mounted



Completed rudder