

# BOTTOM WING PHOTOS



Glue ribs, front spar webbing work outwards




Glue rear spar webbing work outwards




Glue 1/8" stringers in place



Install n-struts #123 in position, top side



Position, glue #52 balsa trailing edge




Another photo of trailing edge #52



Add balsa spars, trim ends pass last rib



Join wing halves together, use C1-4 webbing



Wing tip follows centerline of rib

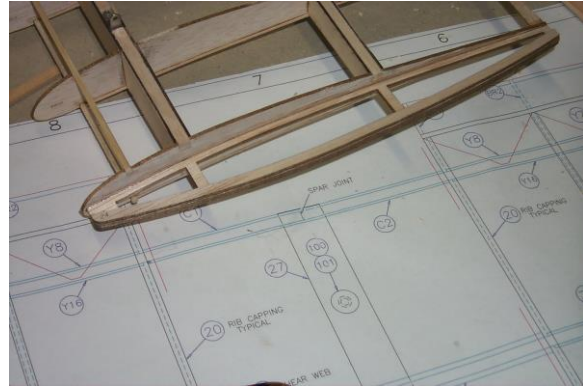


Photo of wing tip



Wet, glue saw-tooth plywood #63-1,4



Repeat process for other saw-tooth



Add rib capping #20 and tape bracing #51