




RUDDER PHOTOS



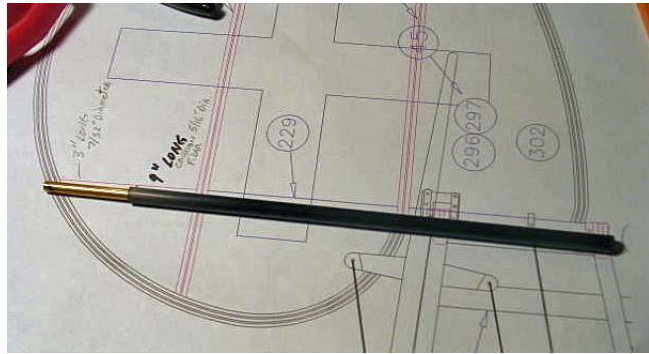
Rib parts ready to be glued together



Cardboard halves taped together



Laminated outline parts ready for glue



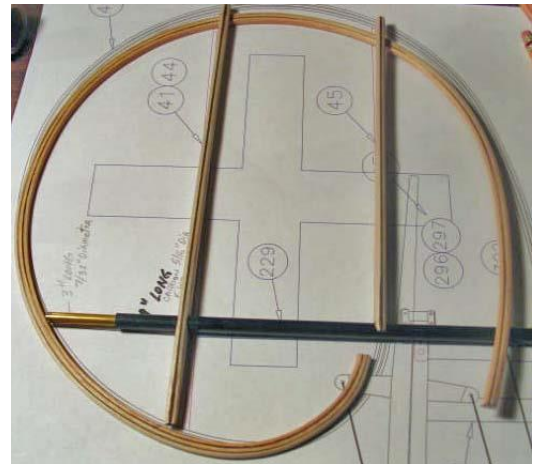
Brass tube added to carbon tube




Control horn pieces




Laminated outline parts taped in place



Outline and ribs temporarily in place



Hinge collars ready for drilling




Notched outline for rudder rib



Rudder rib joined in place



Reed in place at bottom of outline



Control Horn sanded and mounted



Completed rudder