




SUBWING and STRUT PHOTOS




Glue spar box pieces #34 and #35 together



Glue, place ribs #23, #32, dowel #47, leading edge #110




Cotton ball and formed music wire



Insert cotton ball add JB-Weld




JB-Weld music wire #310 in struts




Install struts, fitting #309, turnbuckle, cable



Mount landing gear with j-bolts #306



Mounted struts to fuselage



Install bungee cord and outer rib



Cut slots in plywood covering for struts



Wrap plywood sheeting around subwing



Plywood sheeting and strut #307, #308