


AILERON PHOTOS




Glue G10-FR4 pieces together



Sand and file to shape




Test fit ribs, dowel and tubing together




Control horn is perpendicular to ribs



Ensure aileron / wing gap is correct



Use a straight edge to align ribs to wing



Glue aileron ribs and dowel in position



Remove and cover aileron with plywood